

EXECUTIVE OFFICE10949 North Mather Boulevard, Rancho Cordova, CA 95670
P (916) 403-8600 F (916) 464-3424 | www.bar.ca.gov

NOTICE OF PUBLIC TELECONFERENCE WORKSHOP SMOG CHECK EQUIPMENT AND FRAUD PREVENTION

Thursday, October 22, 2020
2:00 p.m. – 3:30 p.m.
(or until close of business)

NOTE: As with the provisions of Governor Gavin Newsom's Executive Order N-29-20, dated March 17, 2020, neither a public location nor teleconference locations are provided.

SUMMARY

On October 22, 2020, the Bureau of Automotive Repair (BAR) will host a public workshop to discuss proposed amendments to regulations related to the Smog Check Program. The proposal is focused on enhancing equipment security and making other changes designed to prevent fraudulent inspection activity within the program. It includes, but is not limited to, requiring licensed Smog Check stations to obtain and incorporate into a Smog Check inspection: biometric devices to improve the authentication of licensed individuals performing inspections; and web cameras to correctly identify the vehicle being inspected and to support remote inspection capabilities.

TELECONFERENCE AND PUBLIC PARTICIPATION INFORMATION

WEBEX - OBSERVATION AND PUBLIC COMMENT

Members of the public may observe the workshop and provide public comment using WebEx at: <https://dca-meetings.webex.com/dca-meetings/onstage/g.php?MTID=e3eb4c53c09182213fe9d1e24cd03ae37>

Members of the public may but are not obligated to provide their names or personal information as a condition of observing or participating in the workshop. When joining the WebEx platform, participants may be asked for their name and email address. Participants who choose not to provide their names will need to provide a unique identifier such as their initials or another alternative, so that the workshop moderator can identify individuals who wish to make public comment; participants who choose not to provide their email address may utilize a fictitious email address in the following sample format: XXXXX@mailinator.com. Additional instructions are attached.

WEBCAST – OBSERVATION ONLY

Members of the public may observe the workshop by webcast at: <https://thedcapage.blog/webcasts/>

CONTACT

Please contact Zach Richardson by phone at (916) 403-8615, or by email at Zachary.Richardson@dca.ca.gov for additional information concerning this workshop.

HOW TO – Join – DCA WebEx Event

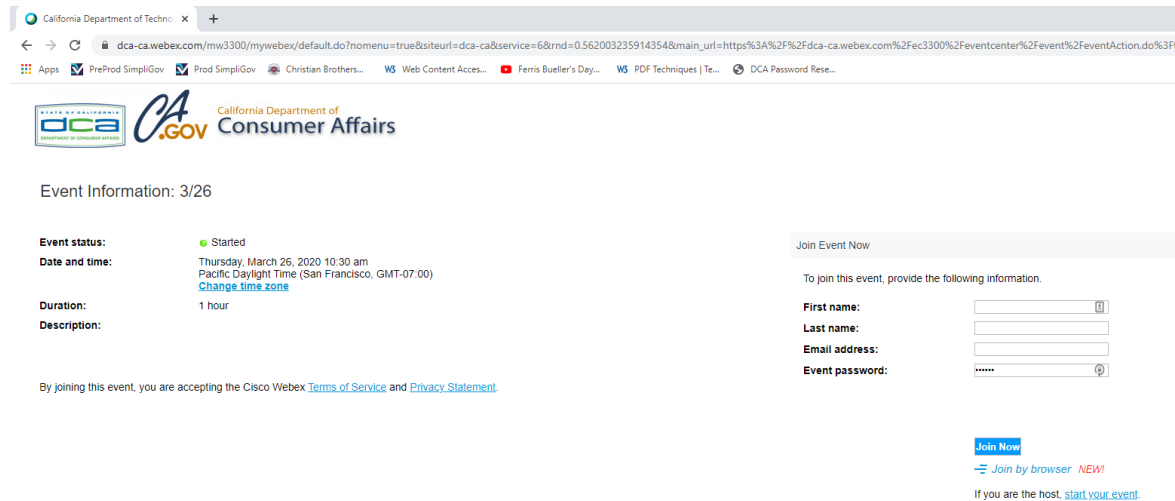
The following contains instructions to join a WebEx event hosted by the Department of Consumer Affairs (DCA).

NOTE: The preferred audio connection to our event is via telephone conference and not the microphone and speakers on your computer. Further guidance relevant to the audio connection will be outlined below.

1. Navigate to the WebEx event link provided by the DCA entity (an example link is provided below for reference) via an internet browser.

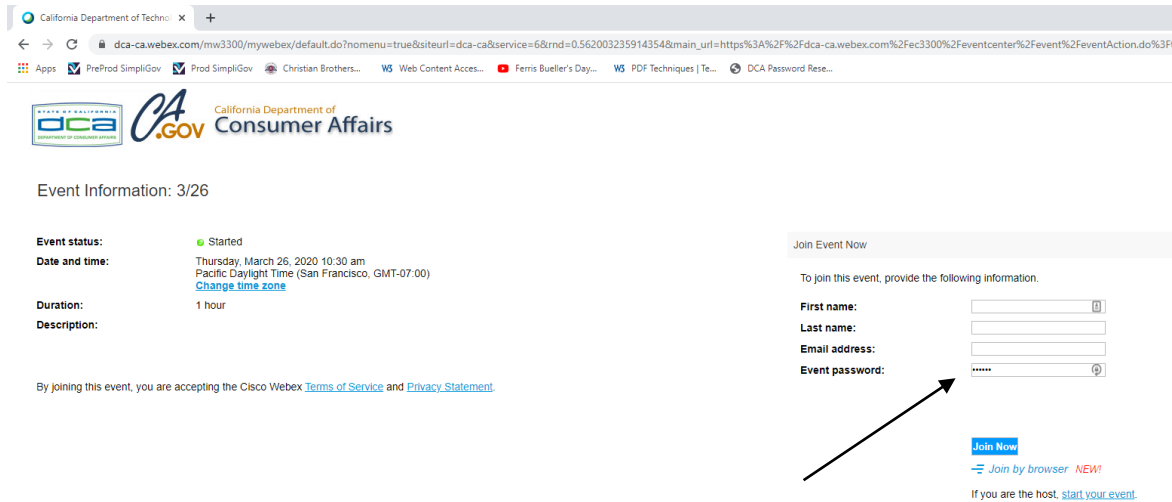
Example link:

<https://dca-ca.webex.com/dca-ca/onstage/g.php?MTID=eb0a73a251f0201d9d5ef3aaa9e978bb5>



2. The details of the event are presented on the left of the screen and the required information for you to complete is on the right.
NOTE: If there is a potential that you will participate in this event during a Public Comment period, you must identify yourself in a manner that the event Host can then identify your line and unmute it so the event participants can hear your public comment. The 'First name', 'Last name' and 'Email address' fields do not need to reflect your identity. The department will use the name or moniker you provide here to identify your communication line should you participate during public comment.

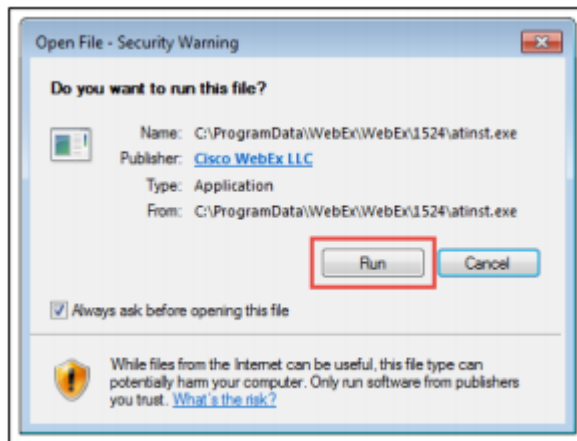
HOW TO – Join – DCA WebEx Event



3. Click the 'Join Now' button.

NOTE: The event password will be entered automatically. If you alter the password by accident, close the browser and click the event link provided again.

4. If you do not have the WebEx applet installed for your browser, a new window may open, so make sure your pop-up blocker is disabled. You may see a window asking you to open or run new software. Click 'Run'.



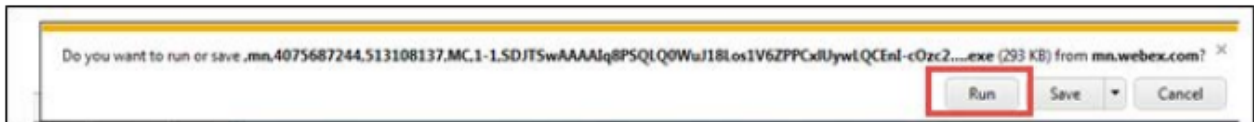
Depending on your computer's settings, you may be blocked from running the necessary software. If this is the case, click 'Cancel' and return to the browser tab that looks like the window below. You can bypass the above process.

Starting Webex...



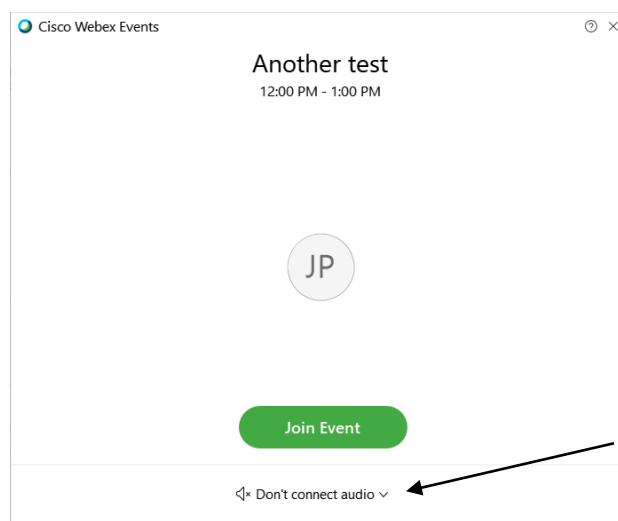
Still having trouble? [Run a temporary application](#) to join this meeting immediately.

5. To bypass step 4, click 'Run a temporary application'.
6. A dialog box will appear at the bottom of the page, click 'Run'.



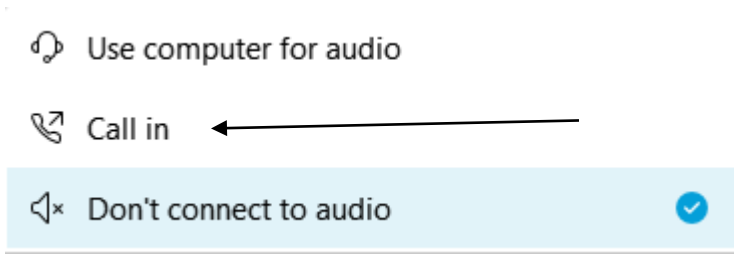
The temporary software will run, and the meeting window will open.

7. Click the audio menu below the green 'Join Event' button.

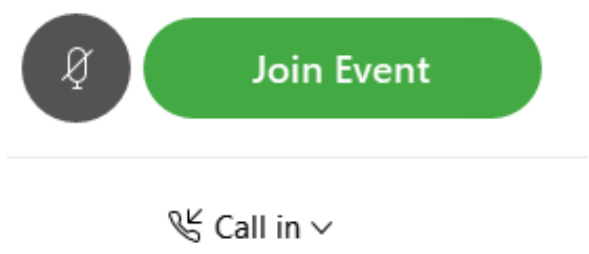


8. When the audio menu appears click 'Call in'.

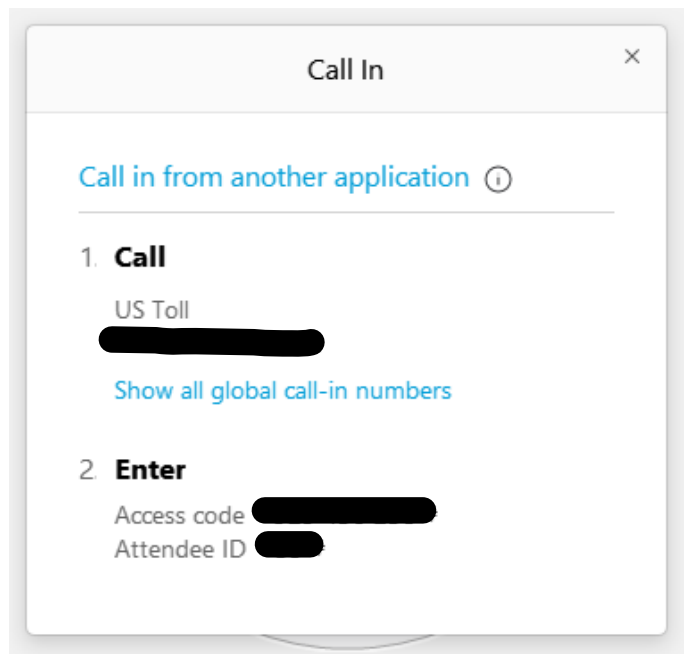
HOW TO – Join – DCA WebEx Event



9. Click 'Join Event'. The audio conference call in information will be available after you join the Event.



10. Call into the audio conference with the details provided.

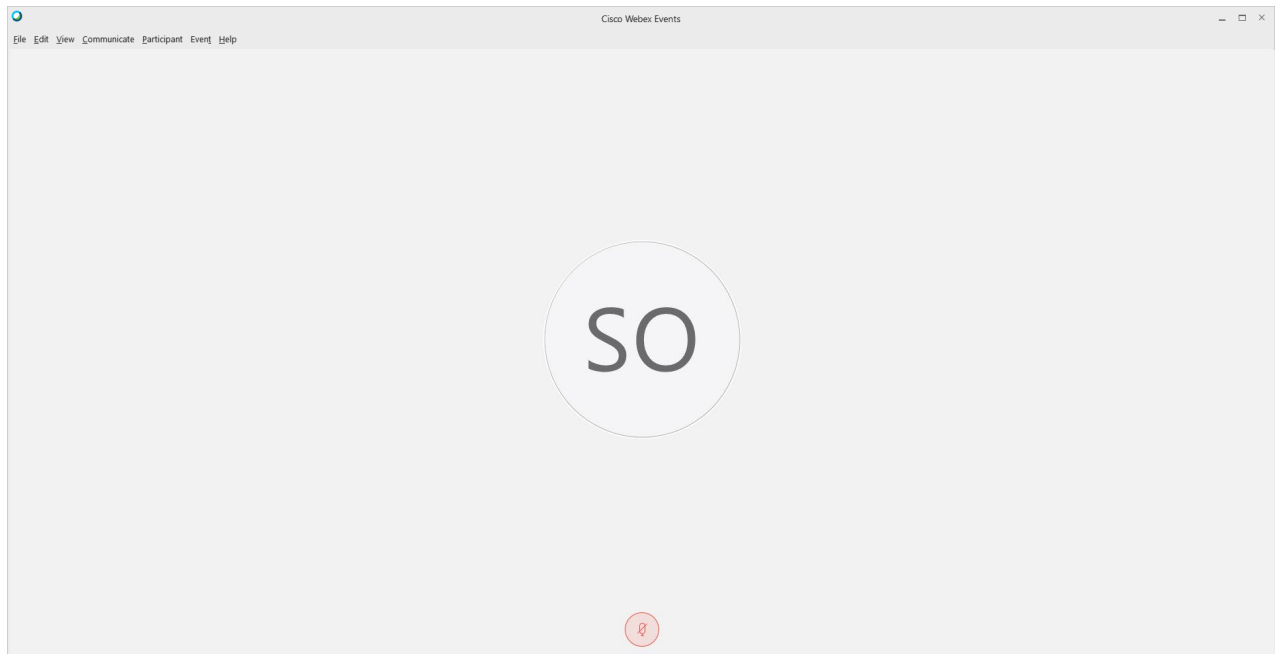


NOTE: The audio conference is the preferred method. Using your computer's microphone and speakers is not recommended.

HOW TO – Join – DCA WebEx Event

Once you successfully call into the audio conference with the information provided, your screen will look like the screen below and you have joined the event.

Congratulations!

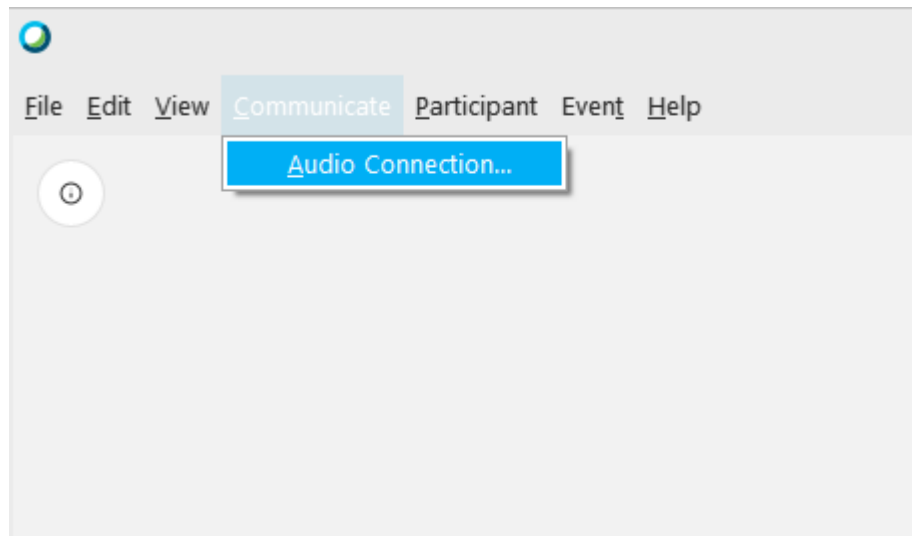


NOTE: Your audio line is muted and can only be unmuted by the event host.

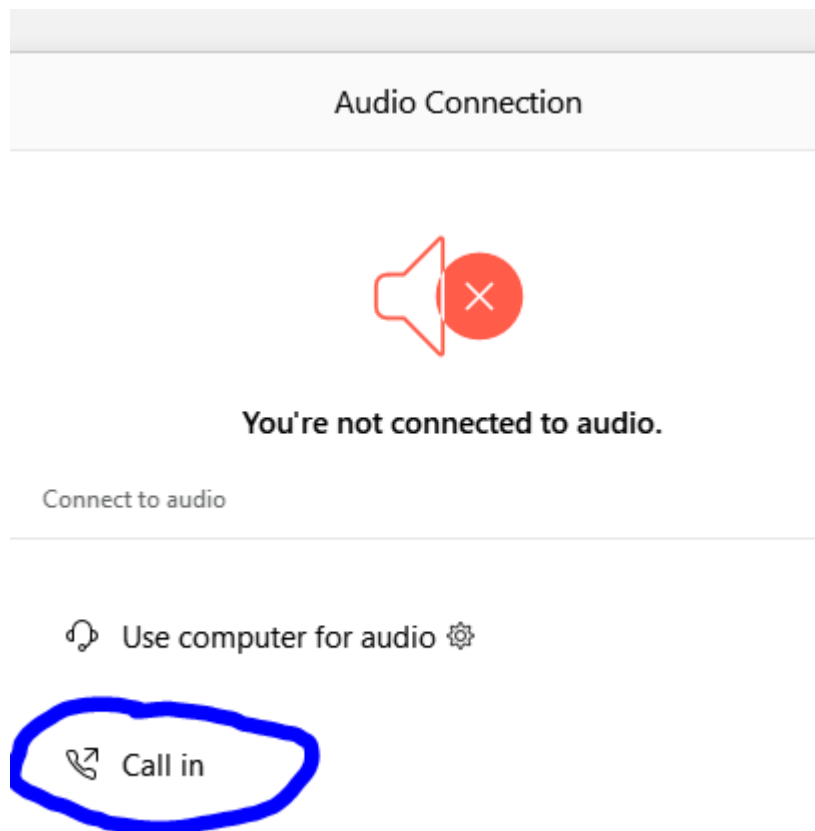
If you join the meeting using your computer's microphone and audio, or you didn't connect audio at all, you can still set that up while you are in the meeting.

Select 'Communicate' and 'Audio Connection' from top left of your screen.

HOW TO – Join – DCA WebEx Event




The 'Call In' information can be displayed by selecting 'Call in' then 'View'



You will then be presented the dial in information for you to call in from any phone.

Participating During a Public Comment Period

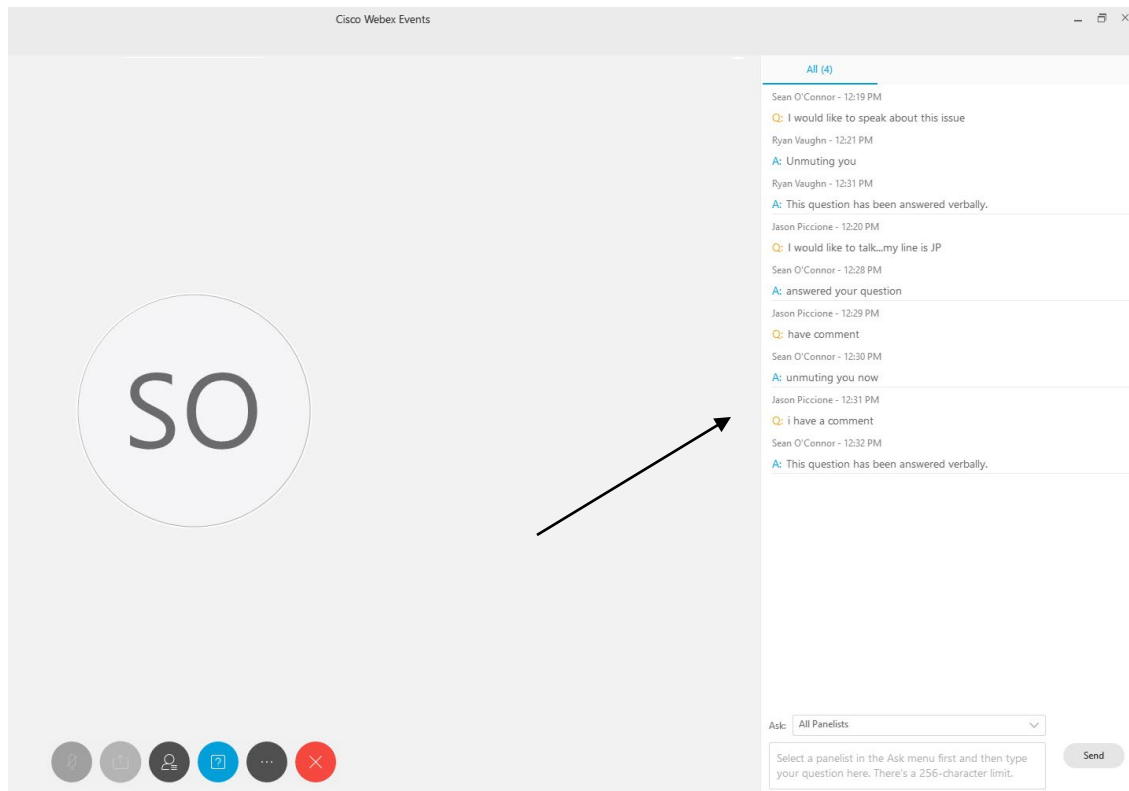
At certain times during the event, the facilitator may call for public comment. If you would like to make a public comment, click on the 'Q and A' button near the bottom, center of your WebEx session.



This will bring up the 'Q and A' chat box.

NOTE: The 'Q and A' button will only be available when the event host opens it during a public comment period.

HOW TO – Join – DCA WebEx Event



To request time to speak during a public comment period, make sure the 'Ask' menu is set to 'All panelists' and type 'I would like to make a public comment'.

Attendee lines will be unmuted in the order the requests were received, and you will be allowed to present public comment.

NOTE: Your line will be muted at the end of the allotted public comment duration. You will be notified when you have 10 seconds remaining.